

WANDELI[®]
— 万德力 —

精准 · 快速 · 轻便 · 耐用
PRECISE / FAST / PORTABLE / DURABLE



专利产品 PATENTED PRODUCT

瓷砖石材切割机

STONE & CERAMIC TILE CUTTING MACHINE

泉州万德力机械有限责任公司
QUANZHOU WANDELI MACHINERY CO.,LTD.
地址: 福建省泉州市台商投资区洛阳镇洛阳大道526号
Add: No.526 Luoyang Road,Luoyang Town, Taiwanese
Investment Zone,Quanzhou,Fujian Province
电话(Tel): 0086-595-87877666
传真(Fax): 0086-595-87486899
售后热线(After-sale Hotline): **400-001-0696**
邮箱(E-mail): qzwdljx@126.com
国际邮箱(International mailbox): wdljx@hotmail.com
<http://www.qzwdljx.com>



扫码看操作视频
QR code for operating video

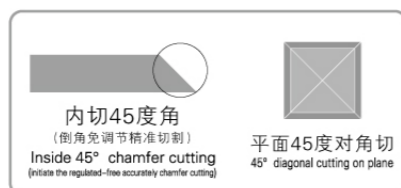
泉州万德力机械有限责任公司
QUANZHOU WANDELI MACHINERY CO.,LTD.

ABOUT US

关于我们

WANDELI MACHINERY
http://www.qzwdljx.com

精准·快速·轻便·耐用
PRECISE·FAST·PORTABLE·DURABLE



COMPANY PROFILE

企业简介



泉州万德力机械有限责任公司是一家专业研发、制造、销售瓷砖石材切割机的知名企业，公司主导产品便携式瓷砖石材切割机，具有“精准、快捷、轻便、耐用”的优质特性和产品质量，并获得业界的高度认可，公司秉承“安全、环保、高效”的产品制造理念，为广大用户提供最优质的产品与服务。

万德力切割机广泛用于建筑、装饰等行业，可切割各类瓷砖、石板材、木板等各种新型复合材料板，适应群体有陶瓷、石材、人造石线条等经销商，大小型施工队、装修公司等。

Quanzhou WANDELI Machinery Co., Ltd. is well known as professional research and development, manufacturing and marketing of ceramic tile & stone cutting machine. The portable ceramic tile & stone cutting machine is our main product with "Precise, Fast, portable and Durable", which get highly recognized by customers. We keep the manufacturing concept of "Safety, Eco-friendly and High-efficiency" to provide best product and service to our customers.

WANDELI cutter is widely used in architecture, decoration and other industries. It can cut all kinds of new composite materials, such as various ceramic tiles, flagstone, woods and etc. The applicable users include the distributors of ceramic tiles, stones and artificial stone lines, both large and small construction teams, decoration companies and etc.



瓷砖切割系列/CERAMIC TILE CUTTING SERIES

QX-800/1000/1200

专业设计，匠心制造，配件精良。

Professional design, Ingenuity manufacturing, Superior accessories.



专业切割片
Professional cutting saw blade

开槽
Slotting

磨原边
Grinding edge



瓷砖切割自动系列/CERAMIC TILE CUTTING AUTOMATIC SERIES

WANDELI
— 万德力 —

QX-ZD-800/1000/1200

设计简洁，构造精巧，动力强劲，切割精准，是各种瓷砖石材的切割专家。

The cutting machine with terse design, exquisite structure, strong power and precise cutting, which is cutting expert to different kinds of ceramic tile and stone.



对角切割
Diagonal cutting

45° 角切割
45° Angle cutting

45° 倾斜切割
45° Slanting cutting



型号 / Model	QX-800	QX-1000	QX-1200
切割主机/Motor	220V 50Hz 1550W 12000 r / min	220V 50Hz 1550W 12000 r / min	220V 50Hz 1550W 12000 r / min
最大锯片尺寸/Max size of saw blade	Φ120 mm	Φ120 mm	Φ120 mm
最大切割深度/Max cutting depth 90° /45°	30 mm / 20 mm	30 mm / 20 mm	30 mm / 20 mm
最大切割长度/Max cutting length	800 mm	1000 mm	1200 mm
工作台尺寸/Size of table	800 X 350 mm	1000 X 350 mm	1200 X 350 mm
冷却水泵/Cooling water pump	DC 24 V 30 W 9m 6L / min	DC 24 V 30 W 9m 6L / min	DC 24 V 30 W 9m 6L / min
包装尺寸/Packing size(mm)	1310 x 455 x 505	1600 x 455 x 580	1760 x 455 x 580
净重/毛重/N.W/G.W	31/36 Kg	35/40 Kg	41/47 Kg

型号 / Model	QX-ZD-800	QX-ZD-1000	QX-ZD-1200
切割主机/Motor	220V 50Hz 1550W 12000 r / min	220V 50Hz 1550W 12000 r / min	220V 50Hz 1550W 12000 r / min
最大锯片尺寸/Max size of saw blade	Φ120 mm	Φ120 mm	Φ120 mm
最大切割深度/Max cutting depth 90° /45°	30 mm / 20 mm	30 mm / 20 mm	30 mm / 20 mm
最大切割长度/Max cutting length	800 mm	1000 mm	1200 mm
工作台尺寸/Size of table	800 X 350 mm	1000 X 350 mm	1200 X 350 mm
冷却水泵/Cooling water pump	DC 24 V 30 W 9m 6L / min	DC 24 V 30 W 9m 6L / min	DC 24 V 30 W 9m 6L / min
包装尺寸/Packing size(mm)	1310 x 455 x 505	1600 x 455 x 580	1760 x 455 x 580
净重/毛重/N.W/G.W	36/41 Kg	39/46 Kg	44/51 Kg

瓷砖大板切割系列/CERAMIC TILE BOARD CUTTING SERIES

QXZ-800/1000/1200/1600/1800

红外线校准，切割更快捷，自带水循环，无尘切割，健康环保。
Infrared ray calibration, faster cutting, and with water cycling system to realize dust-free cutting and achieve healthy and eco-friendly.



轨道防尘
Track dustproof

倒角靠尺
Chamfering

红外线校准
Infrared calibration



瓷砖大板切割自动系列/AUTOMATIC SERIES FOR CUTTING CERAMIC TILE PANELS

WANDELI
— 万德力 —

QXZ-ZD-800/1000/1200/1600/1800

手动、半自动、自动三档选择，一键操作，实现自动进刀自动回刀，提高切割效率。
Three operation mode: manual, semi-auto and automatic, to realize automatic start and stop by onekey, improving cutting efficiency.



45° 倾斜切割
45° Slanting cutting

可调切割深度
Adjustable cutting depth

智能控制面板
Intelligent control panel



型 号/Model	QXZ-800	QXZ-1000/1200	QXZ-1600/1800
切割主机/Motor	220V 50Hz 1550W 12000 r / min	220V 50Hz 1550W 12000 r / min	220V 50Hz 1550W 12000 r / min
最大锯片尺寸/Max size of saw blade	Φ120 mm	Φ120 mm	Φ120 mm
最大切割深度/Max cutting depth 90° /45°	30 mm / 20 mm	30 mm / 20 mm	30 mm / 20 mm
最大切割长度/Max cutting length	800 mm	1000/1200 mm	1600/1800 mm
工作台尺寸/Size of table	800 X 500 mm	1000/1200 X 500 mm	1600/1800 X 500 mm
冷却水泵/Cooling water pump	DC 24 V 30 W 9m 6L / min	DC 24 V 30 W 9m 6L / min	DC 24 V 30 W 9m 6L / min
包装尺寸/Packing size(mm)	1410 x 560 x 550	1700 x 540 x 490 / 1900 x 540 x 490	2280 x 590 x 570 / 2480 x 590 x 570
净重/毛重/N.W/G.W	49/68Kg	51/71Kg 56/79Kg	62/85 Kg 66/90 Kg

型 号/Model	QXZ-ZD-800	QXZ-ZD-1000/1200	QXZ-ZD-1600/1800
切割主机/Motor	220V 50Hz 1550W 12000 r / min	220V 50Hz 1550W 12000 r / min	220V 50Hz 1550W 12000 r / min
最大锯片尺寸/Max size of saw blade	Φ120 mm	Φ120 mm	Φ120 mm
最大切割深度/Max cutting depth 90° /45°	30 mm / 20 mm	30 mm / 20 mm	30 mm / 20 mm
最大切割长度/Max cutting length	800 mm	1000/1200 mm	1600/1800 mm
工作台尺寸/Size of table	800 X 500 mm	1000/1200 X 500 mm	1600/1800 X 500 mm
冷却水泵/Cooling water pump	DC 24 V 30 W 9m 6L / min	DC 24 V 30 W 9m 6L / min	DC 24 V 30 W 9m 6L / min
包装尺寸/Packing size(mm)	1410 x 560 x 550	1700 x 540 x 490 / 1900 x 540 x 490	2280 x 590 x 570 / 2480 x 590 x 570
净重/毛重/N.W/G.W	56/73 Kg	58/78 Kg 63/86 Kg	73/96 Kg 79/101 Kg

石材切割系列/SLATE CUTTING SERIES

QZ-800/1000/1200/1600/1800

"W"形折叠脚架设计，方便装运移动，全铝合金设计，轻便耐用易清洁。
The W type folding tripod is designed for easy movement, all aluminium alloy structure design make it portable, durable and easy to clean.



石材切割主机
Stone cutting machine

45° 倾斜
45° lean

万向靠板
Universal leaning board



石材切割自动系列/AUTOMATIC SERIES OF STONE SLAB CUTTING

WANDELI
— 万德力 —

QZ-ZD-800/1000/1200/1600/1800

具有多功能性，可进行对角、倒角、菱形切割等各种切割方法。
The cutting machine is versatility with different cutting type like diagonal, chamfer and diamond cutting etc.



45° 对角切
45° Diagonal cutting

菱形切割
Diamond Cutting

开槽
Slotting



型号 / Model	QZ-800	QZ-1000/1200	QZ-1600/1800
切割主机/Motor	220V 50Hz 2000W 7500 r / min	220V 50Hz 2000W 7500 r / min	220V 50Hz 2000W 7500 r / min
最大锯片尺寸/Max size of saw blade	Φ180 mm	Φ180 mm	Φ180 mm
最大切割深度/Max cutting depth 90° /45°	50 mm / 40 mm	50 mm / 40 mm	50 mm / 40 mm
最大切割长度/Max cutting length	800 mm	1000/1200 mm	1600/1800 mm
工作台尺寸/Size of table	800 X 500 mm	1000/1200 X 500 mm	1600/1800 X 500 mm
冷却水泵/Cooling water pump	DC 24 V 36 W 10m 6L / min	DC 24 V 36 W 10m 6L / min	DC 24 V 36 W 10m 6L / min
包装尺寸/Packing size(mm)	1410 x 560 x 650	1700 x 540 x 590 / 1900 x 540 x 590	2280 x 590 x 670 / 2480 x 590 x 670
净重/毛重/N.W/G.W	51/68 Kg	55/74 Kg 59/81 Kg	66/92 Kg 70/96Kg

型号 / Model	QZ-ZD-800	QZ-ZD-1000/1200	QZ-ZD-1600/1800
切割主机/Motor	220V 50Hz 2000W 7500 r / min	220V 50Hz 2000W 7500 r / min	220V 50Hz 2000W 7500 r / min
最大锯片尺寸/Max size of saw blade	Φ180 mm	Φ180 mm	Φ180 mm
最大切割深度/Max cutting depth 90° /45°	50 mm / 40 mm	50 mm / 40 mm	50 mm / 40 mm
最大切割长度/Max cutting length	800 mm	1000/1200 mm	1600/1800 mm
工作台尺寸/Size of table	800 X 500 mm	1000/1200 X 500 mm	1600/1800 X 500 mm
冷却水泵/Cooling water pump	DC 24 V 36 W 10m 6L / min	DC 24 V 36 W 10m 6L / min	DC 24 V 36 W 10m 6L / min
包装尺寸/Packing size(mm)	1410 x 560 x 650	1700 x 540 x 590 / 1900 x 540 x 590	2280 x 590 x 670 / 2480 x 590 x 670
净重/毛重/N.W/G.W	58/75 Kg	62/81 Kg 66/88 Kg	77/103 Kg 82/108 Kg


瓷砖石材大板切割自动系列/AUTOMATIC SERIES FOR CUTTING CERAMIC TILES AND STONE SLABS

QZZ-ZD-2460 / QXZ-ZD-2460

采用加强型轨道设计，工作台加强边梁更稳固，主要用于标准大板切割。
The reinforced rail is designed and more stable of side beam of platform for cutting of standard slab.

技术参数 / TECHNICAL PARAMETER

型号 Model	切割主机 Motor	最大锯片尺寸 max size of saw blade	最大切割深度 90°/45° max cutting depth 90°/45°	最大切割长度 max cutting length	工作台尺寸 Size of table	冷却水泵 cooling water pump	包装尺寸(mm) Packing size(mm)	净重 / 毛重 N.W./G.W
QZZ-ZD-2460	220V 50Hz 2000W 7500 r / min	Φ180 mm	50 mm / 40 mm	2460 mm	2460 X 500 mm	DC 24 V 30 W 9m 6L / min	3080 x 590 x 670	98/124 Kg
QXZ-ZD-2460	220V 50Hz 1550W 12000 r / min	Φ120 mm	30 mm / 20 mm	2460 mm	2460 X 500 mm	DC 24 V 30 W 9m 6L / min	3080 x 590 x 570	96/102 Kg



多功能便携式切割机/MULTIFUNCTIONAL PORTABLE CUTTING MACHINE

万德力多功能便携式切割机是专门为切割各种复合装饰材料板、线条等而设计的工具，主要用于施工现场。
WANDELI multifunction portable cutting machine, which is design for cutting of different kinds of composite decorative sheet and line etc., is mostly used at construction site.



多功能便携式切割机主要技术参数 MAIN TECHNICAL PARAMETERS OF MULTI-FUNCTION PORTABLE CUTTING MACHINE

型号	QZ320
切割主机/Motor	220V 50Hz 1500W 5000 r / min
最大锯片尺寸/Max size of saw blade	Φ320 mm
最大切割深度/Max cutting depth	120 mm
最大切割长度/Max cutting length	800~1200 mm
工作台尺寸/Size of table	800~1200 X 500 mm
电磨机/Electric mill	220V 50Hz 710W 27000 r / min
包装尺寸/Packing size(mm)	1365 X 560 X 690 mm
净重/毛重/N.W./G.W	50/62 Kg

开槽机/SLOTING MACHINE

QZ-KC-1200 / 开槽机

采用双切割主机设计，一机两用，可对瓷砖、石材进行端面开槽，适用各种挂件的开槽加工。
Two motor is designed for this machine of dual purpose, to make slot on ceramic tile or stone, it is suitable for slotting on different kinds of pentants.

技术参数 / TECHNICAL PARAMETER

型号 Model	切割主机 Motor	最大锯片尺寸 max size of saw blade	最大切割深度 90°/45° max cutting depth 90°/45°	最大切割长度 max cutting length	工作台尺寸 Size of table	冷却水泵 cooling water pump	包装尺寸(mm) Packing size(mm)	净重 / 毛重 N.W./G.W
QZ-KC-1200	220V 50Hz 2000W 7500 r / min	Φ180 mm	50 mm / 40 mm	1200 mm	1200 X 500 mm	DC 24 V 30 W 9m 6L / min	1850 x 700 x 670	70/96 Kg
开槽机 Slotting machine	220V 50Hz 1550W 12000 r / min	Φ120 mm	30 mm	1200 mm	1200 X 500 mm	DC 24 V 30 W 9m 6L / min		



锯片系列/SAW BLADE SERIES




Φ80开槽片
Φ80 SLOTTED SHEET




Φ90斜磨边片
Φ90 OBLIQUE GRINDING EDGE



Φ90斜磨边片
Φ90 OBLIQUE GRINDING EDGE




Φ116高效型锯片
Φ116 HIGH EFFICIENCY SAW BLADE




Φ116精加工型锯片
Φ116 FINE PROCESSING SAW BLADE



Φ180大理石锯片
Φ180 MARBLE SAW BLADE



Φ180花岗岩锯片
Φ180 GRANITE SAW BLADE



Φ185瓷砖锯片
Φ185 TILE SAW BLADE



Φ185开槽片
Φ185 SLOTTED SHEET